

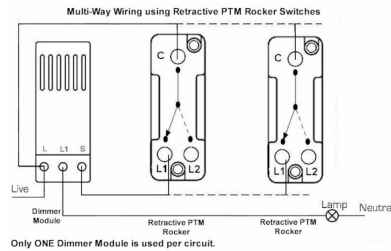
## 791XTE

### Hartland | HARTLAND RANGE | Resistive/Inductive Trailing Edge Push On/Off Rotary Multi-Way Dimmers

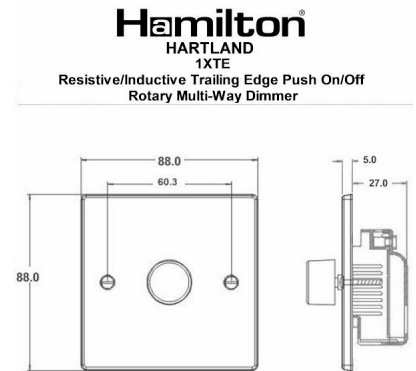
Item Image



Wiring









Dimensions



Primary Range	Hartland
Insert Type	1 gang 250W/210VA Resistive/Inductive Trailing Edge Push On/Off Rotary Multi-Way Dimmer
Insert Colour	Antique Brass
EAN13 Barcode	5028690299332
Commodity Code	85365015
Luckins TSI	391561164
Dimensions(Nominal)	Single: Height = 88.0mm Width = 88.0mm Depth = 5.0mm
Switched Poles	Single
Current Rating	1.1 Amp
Voltage	220/250V AC
Maximum Load	250W Resistive 210VA Inductive Min Load 25W/25VA
Mains Frequency	50Hz
IP Rating	IP2XD
Contact Gap Minimum	None
Terminal Capacity 1	2x1mm <sup>2</sup>
Terminal Capacity 2	2x1.5mm <sup>2</sup>
Earth Terminal Capacity 1	5x1mm <sup>2</sup>
Earth Terminal Capacity 2	4 x 1.5mm <sup>2</sup>
Earth Terminal Capacity 3	3 x 2.5mm <sup>2</sup>
Earth Terminal Capacity 4	1 x 4mm <sup>2</sup> Multi-strand
Earth Terminal Capacity 5	1 x 6mm <sup>2</sup>
Product Class 1	Face plate must be earthed
Ambient Operating Temperature	-5° to +40°C
Recommended Location	Internal Use Only
Maximum Installation Altitude	2000m
Standard/Approval	BS EN 60669-2-1

## 791XTE

### Hartland | HARTLAND RANGE | Resistive/Inductive Trailing Edge Push On/Off Rotary Multi-Way Dimmers

<p>Additional Notes</p>	<p>TRAILING EDGE TECHNOLOGY DIMMERS. Are suitable for control of both resistive and inductive loads. When used for dimming low voltage electronic halogen transformers it must be noted that the dimmer controls the primary side of the transformer. Tungsten filament GU10 lamps must be branded with a fuse base. When using mains voltage halogen lamps- dimmers should be de-rated by 25%. When dimming LED lamps de-rated by 75% - please contact our Technical for compatibility. When using mains voltage halogen load transformer - maximum rating is 210VA. NOTE: For multi-way switching a push to make retractive switch should be installed in the other positions. (Note: standard two way switches will not work with this product)</p>	
<p>All products listed conform to current British or European standard and the product information is correct at the time of going to press.</p>	<p>All accessories are manufactured under an accredited BS EN ISO 9001 : 2015 Quality Management System.</p>	<p>It is the policy of the company to improve products as part of our development programme. Therefore, we reserve the right to alter designs and dimensions without prior notice.</p>
<p>Illustrations and diagrams are reproduced within the limitations of reproduction and printing process and are not binding.</p>	<p>Due to manufacturing processes we cannot guarantee an exact colour match and shadings of of certain finishes.</p>	<p>Correct as at 17 January 2021 04:37 PM E&amp;OE</p>
<p>R Hamilton &amp; Co Ltd, Unit 10 Carrick Business Centre, 4-5 Bonville Road, Brislington, Bristol, BS4 5NZ  T: +44 (0)1747 860088 F: +44 (0)1179 710414  E: info@hamilton-litestat.com www.hamilton-litestat.com  Registered Office 1 Rushmills, Bedford Road, Northampton NN4 7YB  Registered in London No. 941624 VAT Registration No. 222 6607 84</p>		  <p>Listed in  <b>LUCKINS</b></p>    <p>LEST No. 1982238</p>