


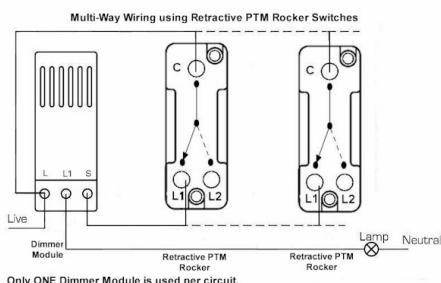
Code: 79C4XTE

Hartland CFX | HARTLAND CFX RANGE | Resistive/Inductive Trailing Edge Push On/Off Rotary Multi-Way Dimmers

Product Image



Wiring



Dimensions

Insert Type	4 gang 250W/210VA Resistive/Inductive Trailing Edge Push On/Off Rotary Multi-Way Dimmer
Insert Colour	Antique Brass
EAN13 Barcode	5017504299873
Commodity Code	85365015
Luckins TSI	391561083
ETIM Class	EC000025
Dimensions(Nominal)	Double: Height = 86.0mm Width = 145.0mm Depth = 5.0mm
Fixing Hole Centres	Box Fixing = 120.6mm Grid Fixing = CFX Clips
Minimum Wall Box Depth	35mm
Switched Poles	Single
Current Rating	1.1 Amps per gang
Voltage	220/250V AC
Maximum Load	250W Resistive per gang 210VA Inductive Min Load 25W/25VA
Mains Frequency	50Hz
IP Rating	IP2XD
Contact Gap Minimum	None
Terminal Capacity 1	2x1mm ²
Terminal Capacity 2	2x1.5mm ²
Earth Terminal Capacity 1	5x1mm ²
Earth Terminal Capacity 2	4 x 1.5mm ²
Earth Terminal Capacity 3	3 x 2.5mm ²
Earth Terminal Capacity 4	1 x 4mm ² Multi-strand
Earth Terminal Capacity 5	1 x 6mm ²
Product Class 1	Face plate must be earthed
Ambient Operating Temperature	-5° to +40°C
Recommended Location	Internal Use Only
Maximum Installation Altitude	2000m
Standard/Approval	BS EN 60669-2-1

R Hamilton & Co Ltd, Unit 10 Carrick Business Centre,
4-5 Bonville Road, Brislington, Bristol, BS4 5NZ

T: +44 (0)1747 860088

E: info@hamilton-litestat.com | **W:** www.hamilton-litestat.com

(WEB)

All accessories are manufactured under an accredited BS EN ISO 9001:2015 Quality Management System. It is the policy of the company to improve products as part of our development programme. Therefore, we reserve the right to alter designs and dimensions without prior notice. Illustrations and diagrams are reproduced within the limitations of reproduction and printing process and are not binding. Due to manufacturing processes we cannot guarantee an exact colour match and shadings of certain finishes. This datasheet was generated on 18/05/2024 E&OE

Code: 79C4XTE

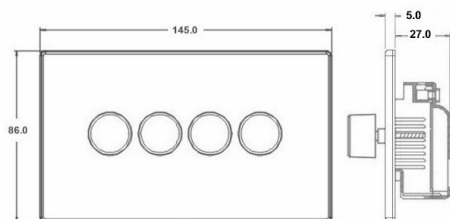
Hartland CFX | HARTLAND CFX RANGE | Resistive/Inductive Trailing Edge Push On/Off Rotary Multi-Way Dimmers

Hamilton®

HARTLAND CFX

4XTE

Resistive/Inductive Trailing Edge Push On/Off
Rotary Multi-Way Dimmer



Additional Notes

TRAILING EDGE TECHNOLOGY DIMMERS. Are suitable for control of both resistive and inductive loads. When used for dimming low voltage electronic halogen transformers it must be noted that the dimmer controls the primary side of the transformer. Tungsten filament GU10 lamps must be branded with a fuse base. When using mains voltage halogen lamps- dimmers should be de-rated by 25%. When dimming LED lamps de-rated by 75% - please contact our Technical for compatibility. When using mains voltage halogen load transformer - maximum rating is 210VA. NOTE: For multi-way switching a push to make retractive switch should be installed in the other positions. (Note: standard two way switches will not work with this product)

Patents And Trade Marks

CFX is a Registered Trade Mark No 2398667 Hartland
CFX is a Registered Design under Reference Nos. R21
= 3023446 SS2 =3023445

R Hamilton & Co Ltd, Unit 10 Carrick Business Centre,
4-5 Bonville Road, Brislington, Bristol, BS4 5NZ

T: +44 (0)1747 860088

E: info@hamilton-litestat.com | **W:** www.hamilton-litestat.com

(WEB)

All accessories are manufactured under an accredited BS EN ISO 9001:2015 Quality Management System. It is the policy of the company to improve products as part of our development programme. Therefore, we reserve the right to alter designs and dimensions without prior notice. Illustrations and diagrams are reproduced within the limitations of reproduction and printing process and are not binding. Due to manufacturing processes we cannot guarantee an exact colour match and shadings of certain finishes. This datasheet was generated on 18/05/2024 E&OE