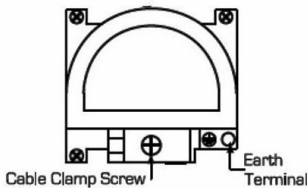


Product Image



Wiring



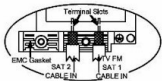
1. Undo the cable clamp screw.

2. Lift up the cover of the clamp, be careful not to displace the EMC gasket which is located on the cover.

3. Insert the conductor into the terminal slot which is located in the casing of the module.

4. Before closing the cover check to ensure that conductor, screening braid and cable are in the correct position as shown below.

5. Carefully close the cover of the module ensuring that the EMC gasket is not displaced or damaged. Then tighten the cable clamp screw.



Dimensions

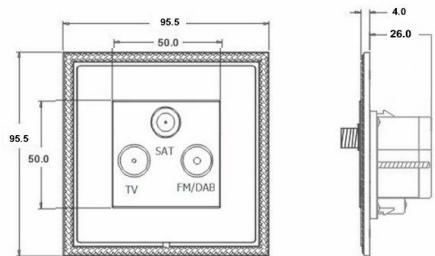
Hamilton

LINEA GEORGIAN CFX

DTRID

Non-Isolated TV/FM/Satellite1

Triplexer 1in/3out



Insert Type

Non-Isolated TV+FM+SAT Triplexer 1in/3out (DAB Compatible)

Insert Colour

Black

EAN13 Barcode

5017504044992

Commodity Code

85367000

Luckins TSI

391634703

ETIM Class

EC000439

Dimensions(Nominal)

Single: Height = 95.5mm Width = 95.5mm Depth = 4.0mm

Fixing Hole Centres

Box Fixing = 60.3mm Grid Fixing = CFX Clips

Minimum Wall Box Depth

35mm

Switched Poles

N/A

Current Rating

n/a

IP Rating

IP2XD

Contact Gap Minimum

N/A

Earth Terminal Capacity 1

5x1mm²

Earth Terminal Capacity 2

4 x 1.5mm²

Earth Terminal Capacity 3

3 x 2.5mm²

Earth Terminal Capacity 4

1 x 4mm² Multi-strand

Earth Terminal Capacity 5

1 x 6mm²

Product Class 1

Must be earthed (ref BS7671 415.2.1)

Ambient Operating Temperature

-5° to +40°C

Recommended Location

Internal Use Only

Maximum Installation Altitude

2000m

Standard/Approval

BS EN 50083-2:2012/A1; 2015. BS EN 61169-2:2007. BS EN 61169-24:2009

Patents And Trade Marks

Linea is a Registered Trade Mark No 2398665 CFX is a Registered Trade Mark No 2398667 Patent No. GB 2383375B Linea-Georgian CFX is a UK Registered Design Certificate No. R21 = 2078674 SS2 = 2078673